






Course: English 1					
Content Support/Contact: Lidia Camp lidia.camp@collierschools.com					
Technology Support/Content: helpdesk@collierschools.com					
Week 1	Day 1	Day 2	Day 3	Day 4	Day 5
Lesson/Topic:	Memoir: Kira Salak	Memoir: Kira Salak	Poem: Nature/Journeys	Video: Space Shuttle: The Last Mission	Reflection activity
Resource:	Collections online textbook (see below for access directions)	Collections online textbook (see below for access directions)	Collections online textbook (see below for access directions)	Collections online textbook (see below for access directions)	Texts and video from Days 1 -4
Task:	<ul style="list-style-type: none"> • Read from <i>The Cruellest Journey</i>, pages 421 - 425 • Answer questions 1 – 4 on page 430 • This response could be written or in the form of a discussion with a family member. 	<ul style="list-style-type: none"> • Read from <i>The Cruellest Journey</i>, pages 425 (bottom) - 428 • Answer questions 5 - 7 on page 430 • This response could be written or in the form of a discussion with a family member. 	<ul style="list-style-type: none"> • Read “The Journey,” page 442 • Answer questions 1 – 6 on page 444 • This response could be written or in the form of a discussion with a family member. 	<ul style="list-style-type: none"> • Go to “Student Resources” then “History/A&E Videos” • Click on “Space Shuttle: The Last Mission” • Watch the video and interview someone in your house about their memories of the Space Shuttle Program. 	<ul style="list-style-type: none"> • Respond to the following question: • What compels characters or real people to set off on a journey—physical, mental, or spiritual—and what do they learn? • This response could be written or in the form of a discussion with a family member.
Recommended Duration:	One 45 minute session	One 45 minute session	One 45 minute session	One 45 minute session	One 45 minute session

Online textbook access

<ul style="list-style-type: none">• Go to Canvas https://collierschools.instructure.com/	
<ul style="list-style-type: none">• Log in with your Collier County login and password	
<ul style="list-style-type: none">• Go to “Resources” at the bottom of the blue column on the left	 A blue rectangular button with a white icon of a document with a plus sign and the word "Resources" in white text below it.
<ul style="list-style-type: none">• Find the HMH icon and click on it	 The HMH logo, which consists of three stylized shapes (a triangle, a circle, and a square) above the letters "HMH". A red heart icon is overlaid on the top right of the logo.
<ul style="list-style-type: none">• Click on Student eBook	 A yellow square icon with a white outline of an open book. Below the icon, the text "Student eBook" is written in a small, dark font.
<ul style="list-style-type: none">• Click on “Contents”	 A dark grey rectangular button with a white icon of a list and the word "Contents" in white text below it.
<ul style="list-style-type: none">• Go to Collection 6• From <i>The Cruellest Journey</i>	 A screenshot of a mobile application menu. The menu is titled "Collection 6" and lists several items, including "The Cruellest Journey".